

# SlimCase®

## Small Footprint High-Density Lateral Files

### How Big

Typical lateral files are 18", or even 20" deep.  
"Why do they do that?"

### How Small

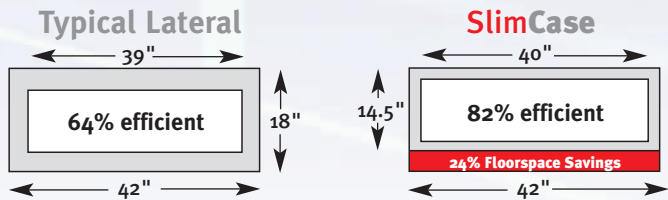
Traditional lateral files are a blatant waste of valuable floorspace.  
"Why not make the file only as big as it really needs to be to function optimally?"

### A Novel Approach

**SlimCase** provides the necessities for efficient filing of end-tab file folders ... *nothing more ... absolutely nothing less.*

We're filing experts ... *innovation, value, efficiency* are the foundation of the engineering & manufacturing culture at Russ Bassett. *Permit us to demonstrate the point.*

### SPACE EFFICIENT



#### Traditional Lateral Footprint

A traditional 42" lateral file with drawers is only **64% efficient** considering the floorspace required.

#### SlimCase Footprint

SlimCase is **82% efficient!!** Plus, the SlimCase lateral requires **24% less floorspace** than a traditional 42" lateral.

A 42" SlimCase lateral holds **40 lineal inches** of material per shelf vs. a traditional lateral at 39".

### FLEXIBILITY

SlimCase laterals may be custom-tailored to your specific application. Mix file folders, optical or magnetic media, catalogs, or whatever you have today. Adjust or field-retrofit completely different interior components and accessories to update the file as your needs change in the future. Interior components are adjustable in 1/2" increments to assure future adaptability.

### CONVENIENCE

I.D. labels on standard end-tab file folders (up to 12 1/4" deep) "overhang" the 11" deep slotted shelf for easy readability. Few of us place a file "perfectly neat" on a shelf. Accordingly, we designed-in 10 1/4" height clearance between adjustable shelves and 10" between fixed shelves. Even with the tambour door closed, there is almost 1" clear between the door and the front tab of the file folder.



For more information, contact:

Tab Sales of California

830 Burlway Road

Burlingame, CA 94010

800-822-7253 • 650-375-7140

## Small Footprint High-Density Lateral Files

### CAPACITY

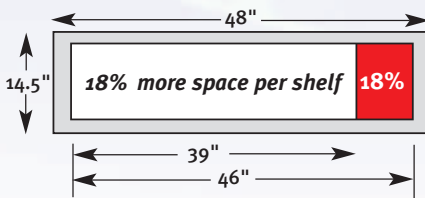
Traditional lateral files are typically offered as 2, 3, 4, & 5 drawer models. Infrequently a 6 drawer model is available. By comparison, SlimCase laterals are offered with 6, 7 & 8 tiers.

The largest traditional 42" W x 5 drawer lateral file holds 195 lineal inches. The largest 48" W x 8 shelf SlimCase lateral file stores 368 lineal inches ... fully 173 inches (88%) more. This is enormously significant.

The concept and design of SlimCase makes it both ... more **cost effective** ... and, more **space efficient**.

SlimCase is also offered in a 48" width. There are no 48" wide-lateral files. This alone adds 18% more capacity on adjustable shelves; or, 21% more on fixed shelves.

6 & 7-tier files are fitted with adjustable shelves, with 10.25" clear height between shelves. 8-tier files use "fixed" shelves with 10.0" clear height between shelves.



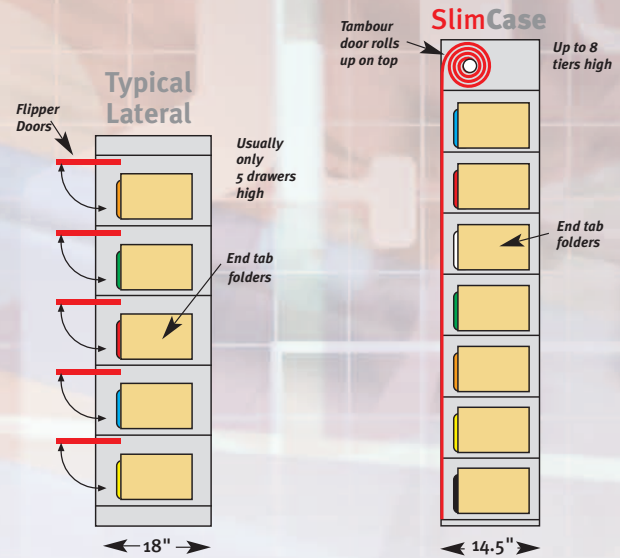
**Optimum filing** is about *maximum capacity* in the least amount of floorspace; and, wasting the least amount of vertical air-space.

**SlimCase** files are offered in 6 & 7-tiers with adjustable shelves; and in 7 & 8-tiers with higher-density fixed shelves. Compare the additional capacity verses a traditional 5-drawer lateral file.

5 DRAWER TRADITIONAL LATERAL CAPACITY	SLIMCASE LATERAL CAPACITY	ADDITIONAL SLIMCASE CAPACITY	NUMBER OF SHELVES	WIDTH
195"	240"	23.1%	6 Shelf	42" W
—	280"	43.6%	7 Shelf	42" W
—	320"	64.1%	8 Shelf	42" W
195"	276"	41.5%	6 Shelf	48" W
—	322"	65.1%	7 Shelf	48" W
—	368"	88.1%	8 Shelf	48" W

### 12 CASE SIZES

TIER	HEIGHT		WIDTH		DEPTH	
	OD	ID	OD	ID	OD	ID
Adj. 6	78"	67"	36,42,48"	34, 40, 46"	14.5"	13.5"
Adj. 7	89"	78"	36,42,48"	34, 40, 46"	14.5"	13.5"
Fixed 7	82"	N/A"	36,42,48"	34, 40, 46"	14.5"	13.5"
Fixed 8	92"	N/A"	36,42,48"	34, 40, 46"	14.5"	13.5"



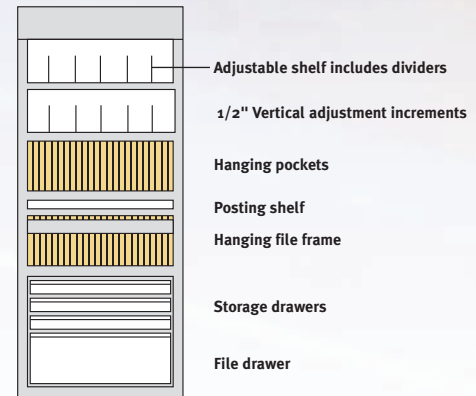
- **Double Wall**

- **Welded Case**

- **Powder Coat**

- **Multiple Colors**

- **Locking Door**



### PRIVACY

For optimum convenience, the waist-high Ergo-lock is standard, see front cover photo. However, if SlimCase files are to be installed on slider bases or a mobile carriage system, specify the alternate Cam-lock. The low profile Cam-lock facilitates necessary front-to-back clearance between mobile files. It is installed at the center-bottom of the tambour door.

### INTERIOR OPTIONS

#### Shelves

- Roll-out slotted shelf, 36, 42, 48" W
- Slotted filing shelf, 36, 42, 48" W
- Slotted binder shelf, 36, 42, 48" W
- Flat multi-purpose shelf, 36, 42, 48" W
- Posting shelf, 36, 42, 48" W (available on 6 & 7-tier adjustable cases only)

#### Drawers

- 4" H media drawer, 36, 42, 48" W
- Hanging file frame, 36, 42, 48" W
- "Top-tab" file drawer, 36, 42, 48" W

### 10-YEAR WARRANTY

SlimCase is protected by our 10-year limited warranty. See Price Book for details.

### SAFE SHIP

Using our SafeShip program, we guarantee **no damage delivery** and FlatRate shipping cost. See Price Book.